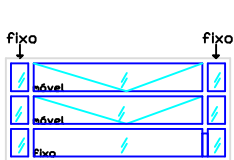
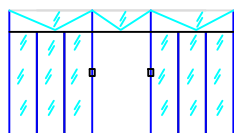


Vista - J4 (2,50x1,00)m



Vista - J2 (2,00x0,60)m




Vista - J3 (2,00x1,20)m




Vista - J1 (0,50x0,30)m




Vista - J5 (2,00x1,20)m



Planta - J4 (2,50x1,00)m



Planta - J2 (2,00x0,60)m



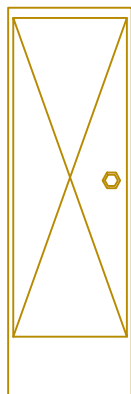
Planta - J3 (2,00x1,20)m



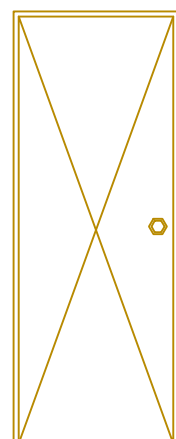
Planta - J1 (0,50x0,30)m



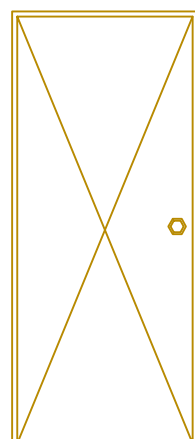
Planta - (2,00x1,20)m




Vista - P1 (0,60x1,60)m




Vista - P2 (0,80x2,10)m



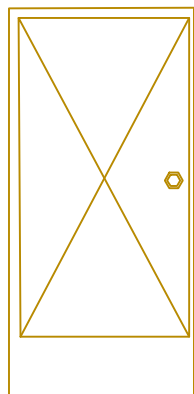
Vista - P3 (0,90x2,10)m



Vista - P4 (3,20x2,50)m



Vista - P5 (5,60x2,80)m



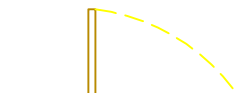
Vista - P6 (0,90x1,60)m



Planta - (0,60x1,60)m



Planta - (0,80x2,10)m



Planta - (0,90x2,10)m



Planta - (3,20x2,50)m



Planta - (5,60x2,80)m

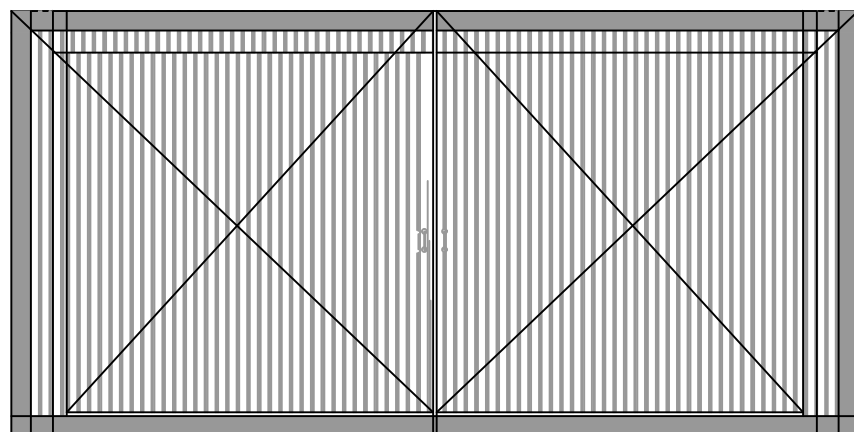


Planta - (0,90x1,60)m

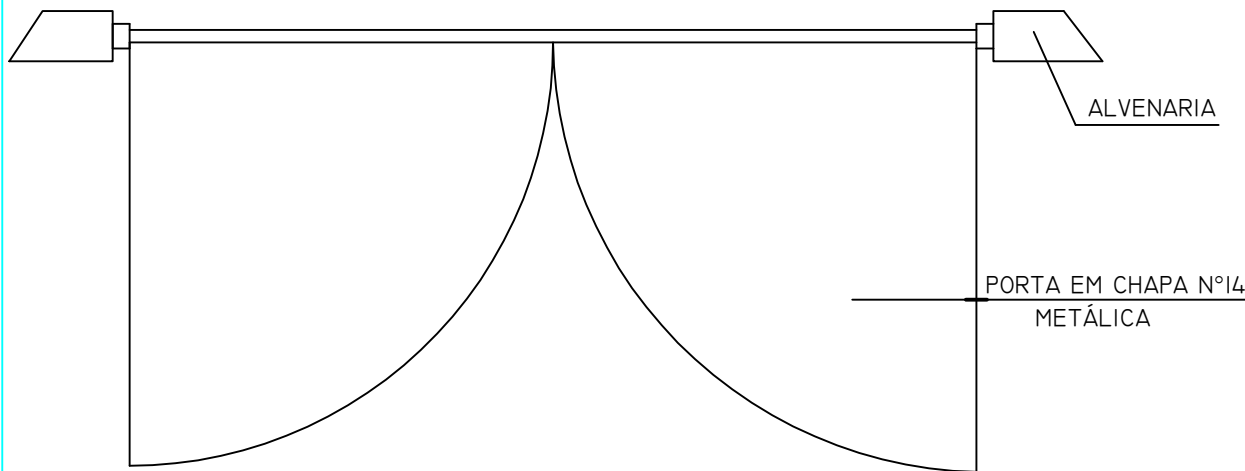
### RESUMO DE ESQUADRIAS

CÓDIGO	NOME	MATERIAL	LARGURA (cm)	ALTURA (cm)	PEITORIL (cm)	TIPO	QUANTIDADE
PORTAS/PORTÕES							
P1	porta	madeira comp lisa	60	1,60	X	abrir	08
P2	porta	madeira itauba,almofadada	80	210	X	abrir	03
P3	porta	madeira comp lisa	90	210	X	abrir	02
P4	porta	ferro chapa lisa	3,20	2,50	X	abrir	01
P5	porta	ferro chapa lisa	5,60	2,80	X	abrir	01
P6	porta	madeira comp lisa	90	1,60	X	abrir	02
JANELAS							
J1	janela	grade de ferro redondo	50	30	1,20	fixa	02
J2	janela	ferro	2,00	60	2,10	basculante	04
J3	janela	ferro	2,00	1,20	1,50	de correr	02
J4	janela	ferro	2,50	1,00	4,00/1,10	basculante	15
J5	janela	aço enrolar	2,00	1,20	1,10	enrolar	02

## DETALHE GENERICOS DE PORTAS de ferro de chapa lisa



Vista - P5 (5,60x2,80)m



VISTA SUPERIOR

ESCALA 1:100

APROVAÇÃO:

## PROJETO ARQUITETÔNICO

SALÃO DE EVENTOS VENTANIA PR.  
PR - 090, km 195 + 350 m



PROPRIETÁRIO: PREFEITURA MUNICIPAL DE VENTANIA PR  
ADM. PREF. OCIMAR ROBERTO BAHNERT DE CAMARGO  
VENTANIA PR

FOLHA  
03/03

Detalhes Genéricos

ESCALA INDICADA  
DATA ABRIL 2011  
DESENHO JEFFERSON PHILLIPI

RESP. TÉCNICO  
Eng. Civil: IEDO JOSÉ STIMAMIGLIO  
CREA PR-14315/D

OCIMAR ROBERTO BAHNERT DE CAMARGO  
PREFEITO MUNICIPAL